

3Q2025 RESULTS PRESENTATION

November 2025

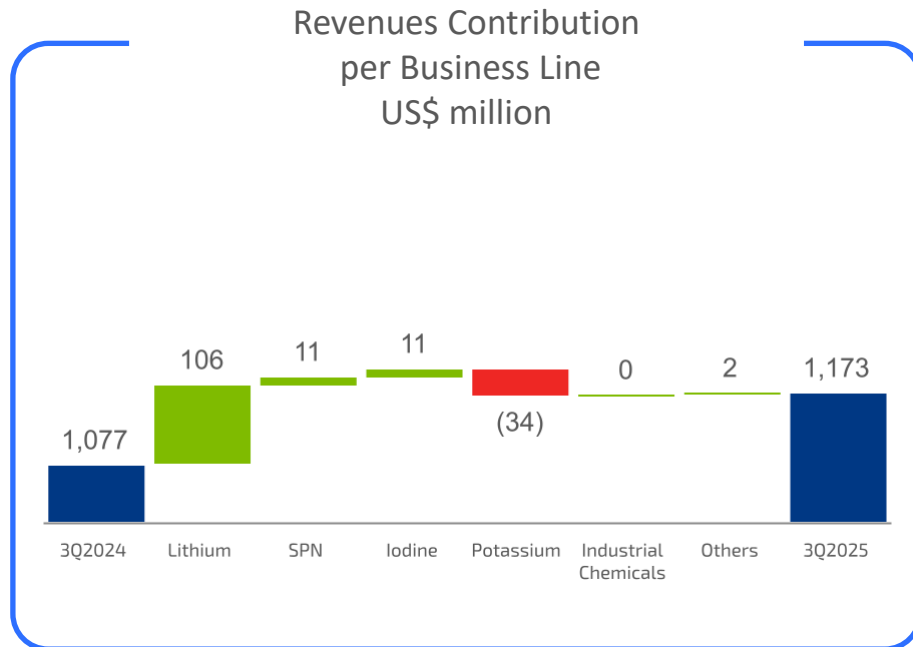



Customary note regarding forward- looking statements

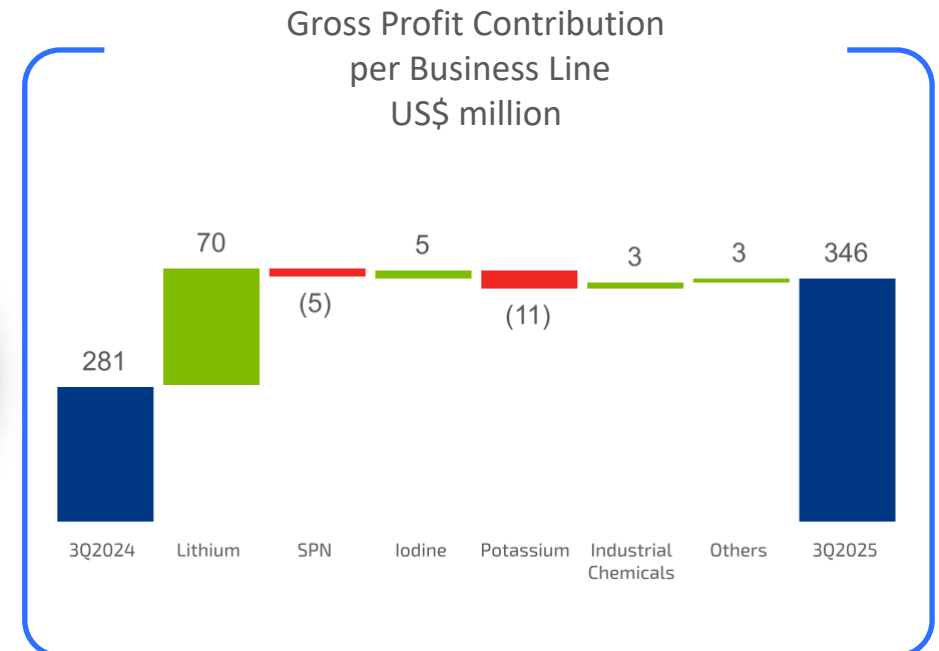
This presentation release contains “forward-looking statements” within the meaning of the safe harbor provisions of the U.S. Private Securities Litigation Reform Act of 1995. Forward-looking statements can be identified by words such as: “anticipate,” “plan,” “believe,” “estimate,” “expect,” “strategy,” “should,” “will” and similar references to future periods. Examples of forward-looking statements include, among others, statements we make concerning the Company’s capital expenditures, financing sources, Sustainable Development Plan, Salar Futuro project, partnership with Codelco, business outlook, future economic performance, anticipated profitability, revenues, expenses, or other financial items, anticipated cost synergies and product or service line growth.

Forward-looking statements are neither historical facts nor assurances of future performance. Instead, they are estimates that reflect the best judgment of SQM management based on currently available information. Because forward-looking statements relate to the future, they involve a number of risks, uncertainties and other factors that are outside of our control and could cause actual results to differ materially from those stated in such statements, including our ability to successfully implement the Sustainable Development Plan. Therefore, you should not rely on any of these forward-looking statements. Readers are referred to the documents filed by SQM with the United States Securities and Exchange Commission, specifically other important risk factors that could cause actual results to differ from those contained in the forward-looking statements. All forward-looking statements are based on information available to SQM on the date hereof and SQM assumes no obligation to update such statements, whether as a result of new information, future developments or otherwise, except as required by law.

Summary of Third Quarter 2025 Results

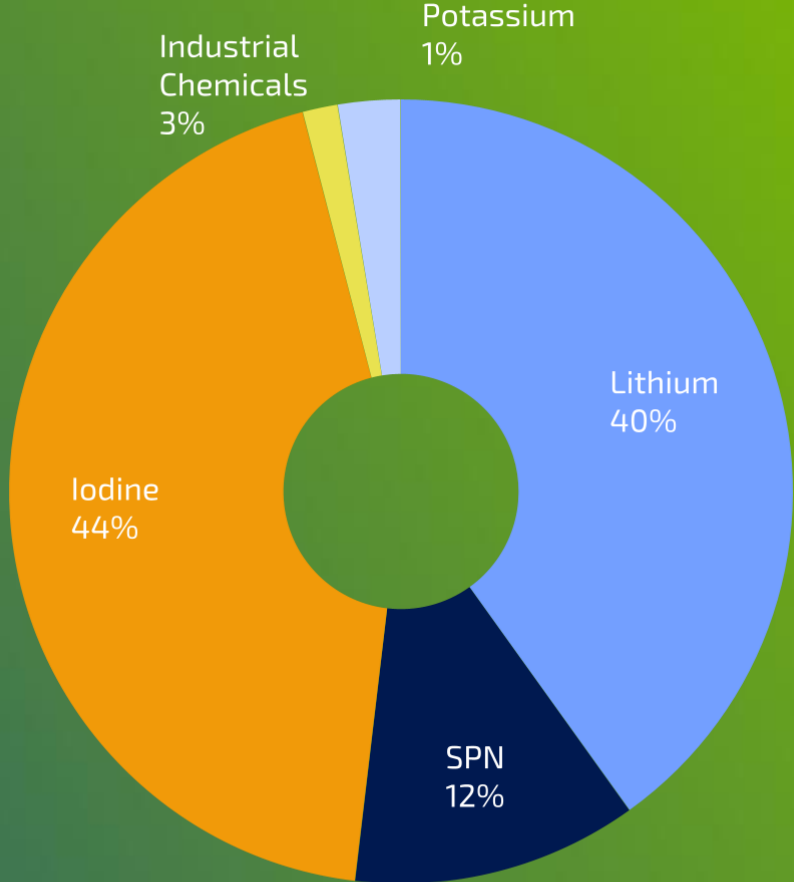


Earnings per Share
US\$0.62



Results Key Drivers 3Q2025 vs 3Q2024

- Lithium: record sales volumes (+43%), with lower year-on-year average sales prices (-15%)
- Iodine: higher average sales prices (+5%) and slightly lower sales volumes (-1%)
- Potassium: significantly lower sales volumes (-62%) and higher average sales prices (+30%)
- SPN: Flat results in both price and sales volumes



LTM* Gross Profit Contribution

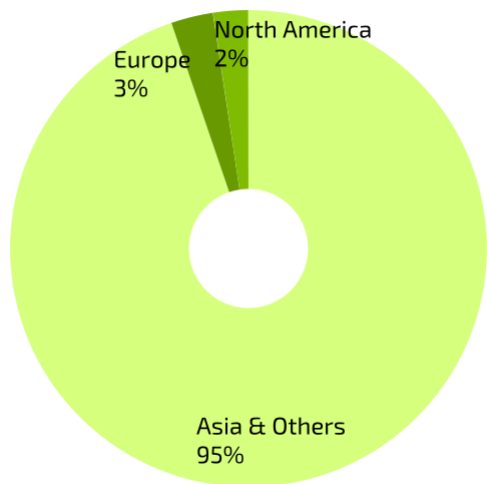
SQM Lithium: Record Sales Volumes and Price Optimism in a Volatile Market



Lithium and derivatives

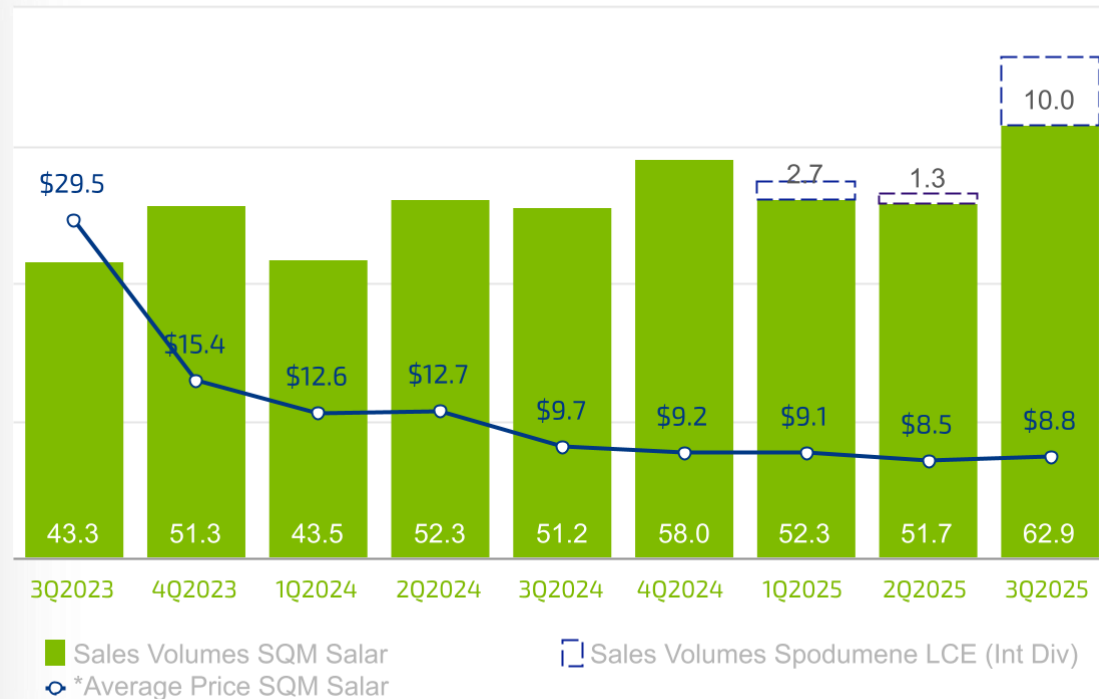
LTM Gross Profit: \$480 million

LTM Revenues: \$ 2,084 million



~17% Market Share¹

Quarterly Sales Volumes (kMT) & Average Price (US\$/kg)



¹Only reflects Lithium Chile (SQM Salar) prices

Global Lithium Chemical Market

- We expect the global lithium market demand to grow over 20% in 2025.
- Strong EV and BESS sales growth, notably EV in Europe.
- BESS represents more than 20% of the global demand.

SQM Lithium

- Majority of sales contracts are linked to price indices which follow market price trends.
- Supported by strong lithium demand, we expect upward price trend to continue through the fourth quarter of 2025.
- Sales volumes for the International Lithium division reached 14 kMT (LCE) as of the third quarter.

¹ Market share as of December 31, 2024. Market share percentages have been developed by us using internal and external sources and reflect our best current estimates, which have not been confirmed by independent sources. This is calculated by our total sales over total estimated market demand.

SQM Lithium: Integrated Production, Sustainable Solutions, Full Traceability



Chile

Chile: capacity expansions:
lithium carbonate to 240,000 MT in 2026
lithium hydroxide to 100,000 MT by end of 2025

Antofagasta /
Lithium Chemical Complex

Salar de Atacama
Mining & Concentration

Australia

Australia: Mt. Holland lithium hydroxide project of 50,000 MT (50/50 JV)

Australia: multiple lithium exploration projects through partnership agreements

Andover
Lithium Exploration Project

Kwinana
Lithium Hydroxide Refinery

Mt. Holland
Mine & Concentrator

China

China: SQM's lithium hydroxide refinery + tolling from lithium sulfate, 40,000 MT

Sichuan
Dixin Lithium Hydroxide Chemical plant

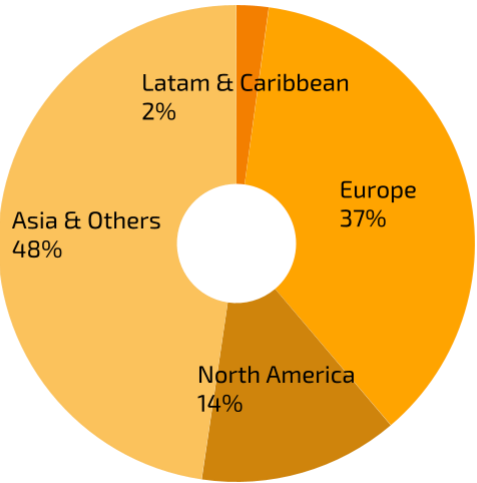
Iodine and Derivatives: Capturing Demand Growth in High Price Environment



Iodine and derivatives

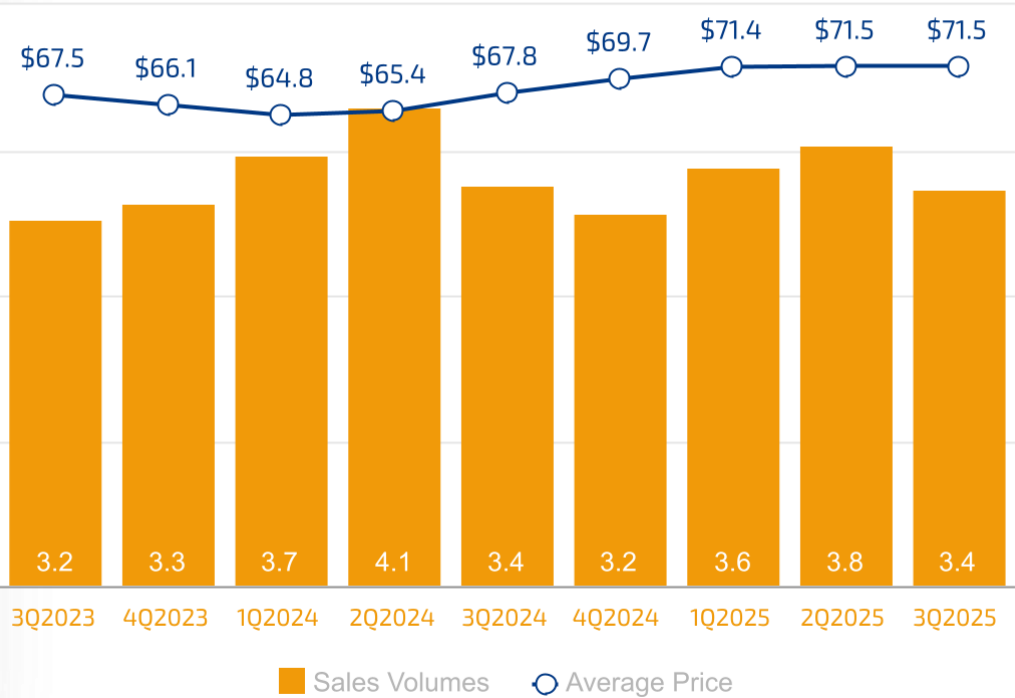
LTM Gross Profit US\$528 million

LTM Revenues: US\$996 million



~37% Market Share¹

Quarterly Sales Volumes (kMT) & Average Price (US\$/kg)



Global Iodine Market

- We expect the market demand to grow approx. 3% in 2026 vs 2025.
- Market primarily driven by the x-ray contrast media segment.

SQM Iodine & Derivatives

- For 2025, we expect similar sales volumes than what was observed in 2024.
- We continue to see prices at a high level due to current balance between supply and demand.
- Investment in expanding production capacity continues with the construction of our Seawater Pipeline, which is expected to be completed by mid-2026.

¹Market share as of December 31, 2024. Market share percentages have been developed by us using internal and external sources and reflect our best current estimates, which have not been confirmed by independent sources.

SQM Nitrates and Iodine: Maintaining Leading Position & Supporting Future Growth



Brownfield Projects : additional capacity of 1,500 MT of iodine and 90,000 MT of nitrates salts

Greenfield Projects: additional 2,500 MT of iodine capacity and 250,000 MT of nitrates salts, using seawater

Nueva Victoria: 900 I/s seawater pipeline to be ready in mid-2026, thus increasing yields.

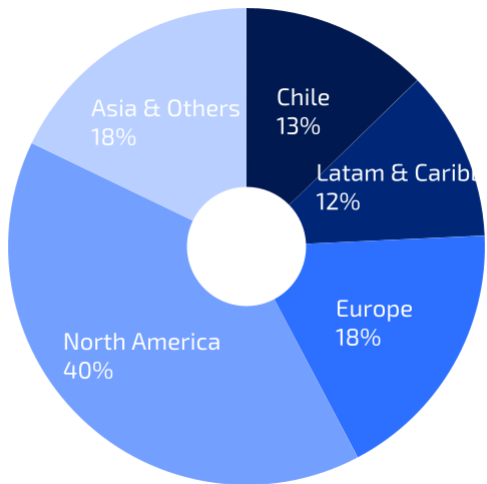
Specialty Plant Nutrition: Demand and Sales Volumes Recovery Accelerates



Specialty Plants
Nutrition

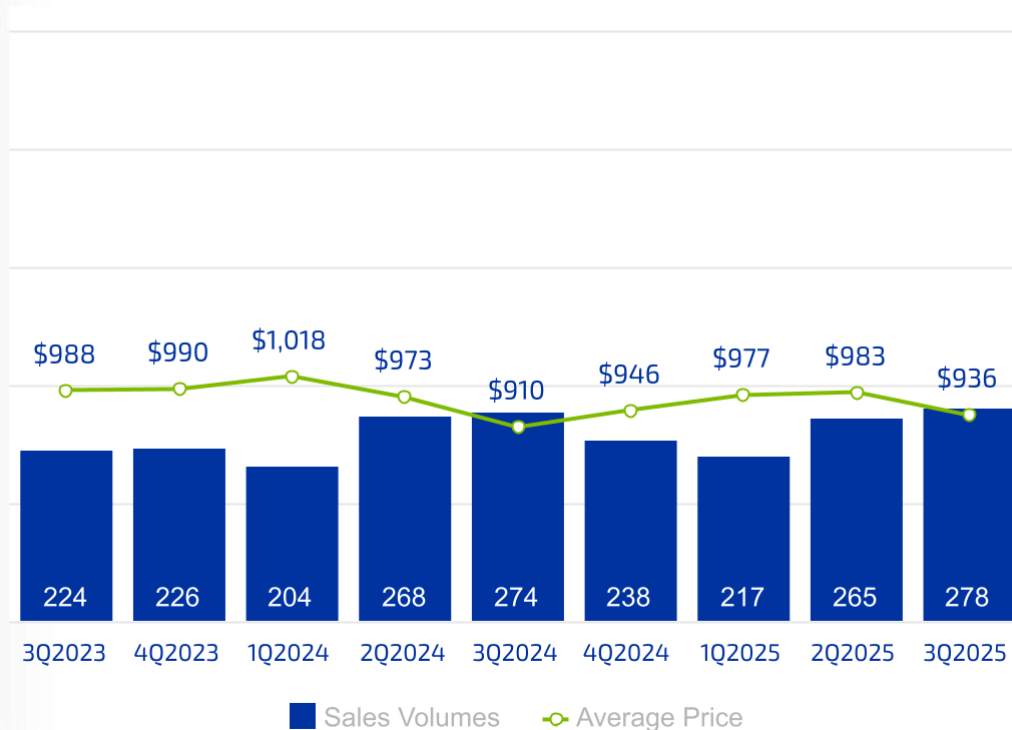
LTM Gross Profit US\$141 million

LTM Revenues: US\$957 million



~41% Market Share¹

Quarterly Sales Volumes (kMT) & Average Price (US\$/MT)



Global KNO₃ Market

- We expect a back- to- normal market growth rate around 4% in 2025 compared to 2024.

SQM KNO₃

- Upward pressure on prices due to higher potash market price.
- we observed healthy demand and firmer prices across most of our key markets.
- we are strengthening our specialty blends and other products to strategically allocate supply in key markets.

¹Market share as of December 31, 2024. Market share percentages have been developed by us using internal and external sources and reflect our best current estimates, which have not been confirmed by independent sources.

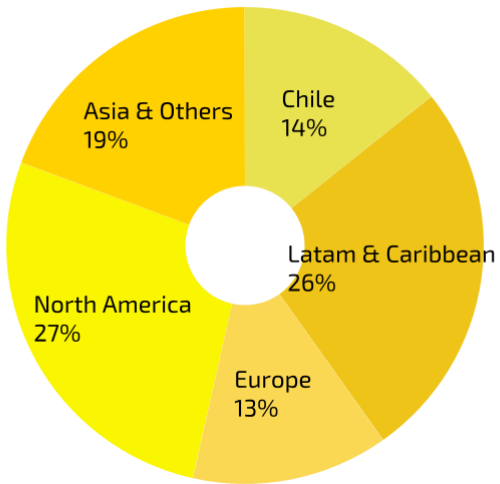
Potassium: Demand Recovery and Increased Average Price



Potassium

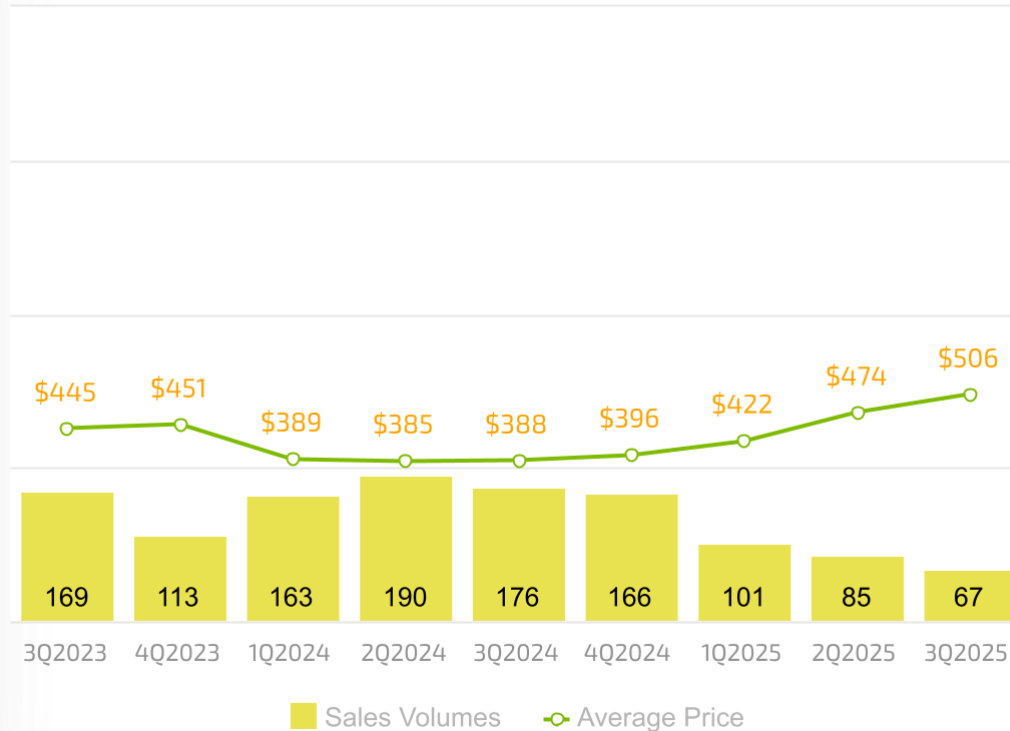
LTM Gross Profit US\$17 million

LTM Revenues: US\$183 million



less than 1% Market Share¹

Quarterly Sales Volumes (kMT) & Average Price (US\$/MT)



Global Potash Market

- Strong market demand and some supply disruptions have led to upward pressure on prices.

SQM Potassium

- Potassium sales volume for 2025 is expected to decline by 50% compared to 2024.

¹ Market share as of December 31, 2024. Market share percentages have been developed by us using internal and external sources and reflect our best current estimates, which have not been confirmed by independent sources.

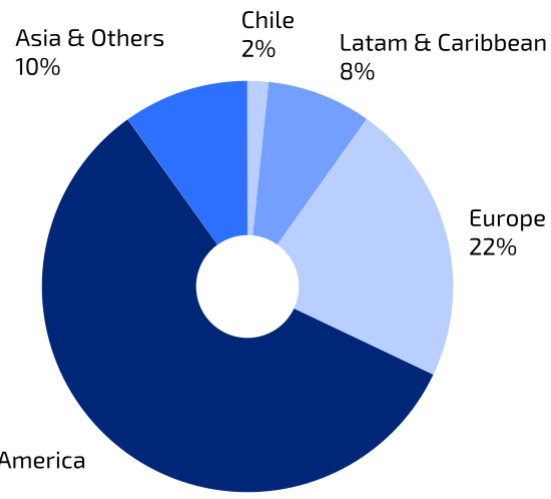
Industrial Chemicals: Stable Outlook Confirmed



Industrial Chemicals

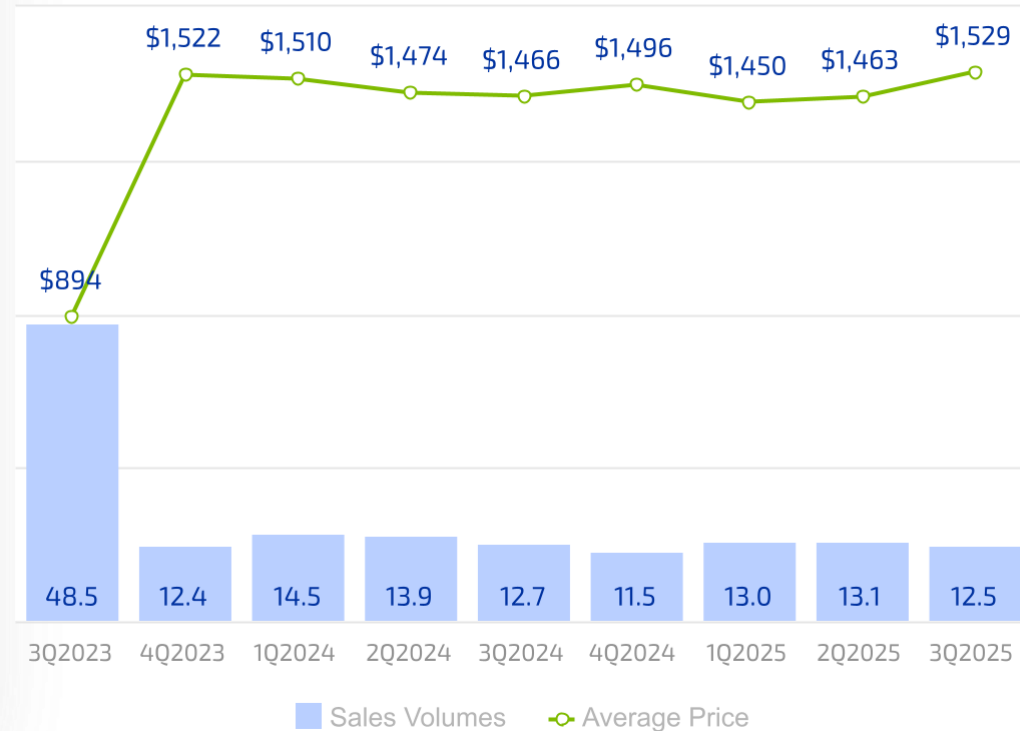
LTM Gross Profit US\$31 million

LTM Revenues: US\$74 million



~32% Market Share¹

Quarterly Sales Volumes (kMT) & Average Price (US\$/MT)



Global Industrial Chemicals Market

- Industrial potassium nitrate market prices remains relatively stable.

SQM

- Prices reach all time high.
- Although our sales volumes dipped slightly in 3Q25, we still expect flat sales volumes in 2026 compared to 2025.

¹Market share as of December 31, 2024. Estimated market share for industrial potassium nitrate. Market share percentages have been developed by us using internal and external sources and reflect our best current estimates, which have not been confirmed by independent sources.



Solutions
for human
progress

Contact information

Gerardo Illanes

CFO

gerardo.illanes@sqm.com

Isabel Bendeck

IRO

isabel.bendeck@sqm.com

Megan Suitor

IR

megan.suitor@sqm.com

